

# 2021-2022 IREAD-3 Results

August 10, 2022



@EducateIN

# TODAY'S **AGENDA**

- **Overall Assessment Participation**
- **2021-2022 IREAD-3 Results**
- **Year 1: Second Grade Opt-In**
- **Ongoing Supports & Next Steps**

# Overall Assessment Participation

# 2021-2022 PARTICIPATION RATES

Assessment	Date	Percentage*
SAT (Grade 11)	March 2022	96%
WIDA ACCESS (English Learners)	January - March 2022	97%
IREAD-3 (Grade 3)	March 2022	99%
I AM (Alternate Assessment, Significant Disabilities) <ul style="list-style-type: none"> <li>• Math, English/Language Arts (Grades 3-8)</li> <li>• Science (Grades 4 and 6)</li> <li>• Social Studies (Grade 5)</li> </ul>	April - May 2022	95% - English/Language Arts 94% - Math 94% - Science 95% - Social Studies
ILEARN (Grades 3-8) <ul style="list-style-type: none"> <li>• Math, English/Language Arts (Grades 3-8)</li> <li>• Science (Grades 4 and 6)</li> <li>• Social Studies (Grade 5)</li> </ul>	April - May 2022	99% - English/Language Arts 99% - Math 98% - Science 99% - Social Studies

*\*Preliminary due to validation and analysis; values may not include paper assessments.*

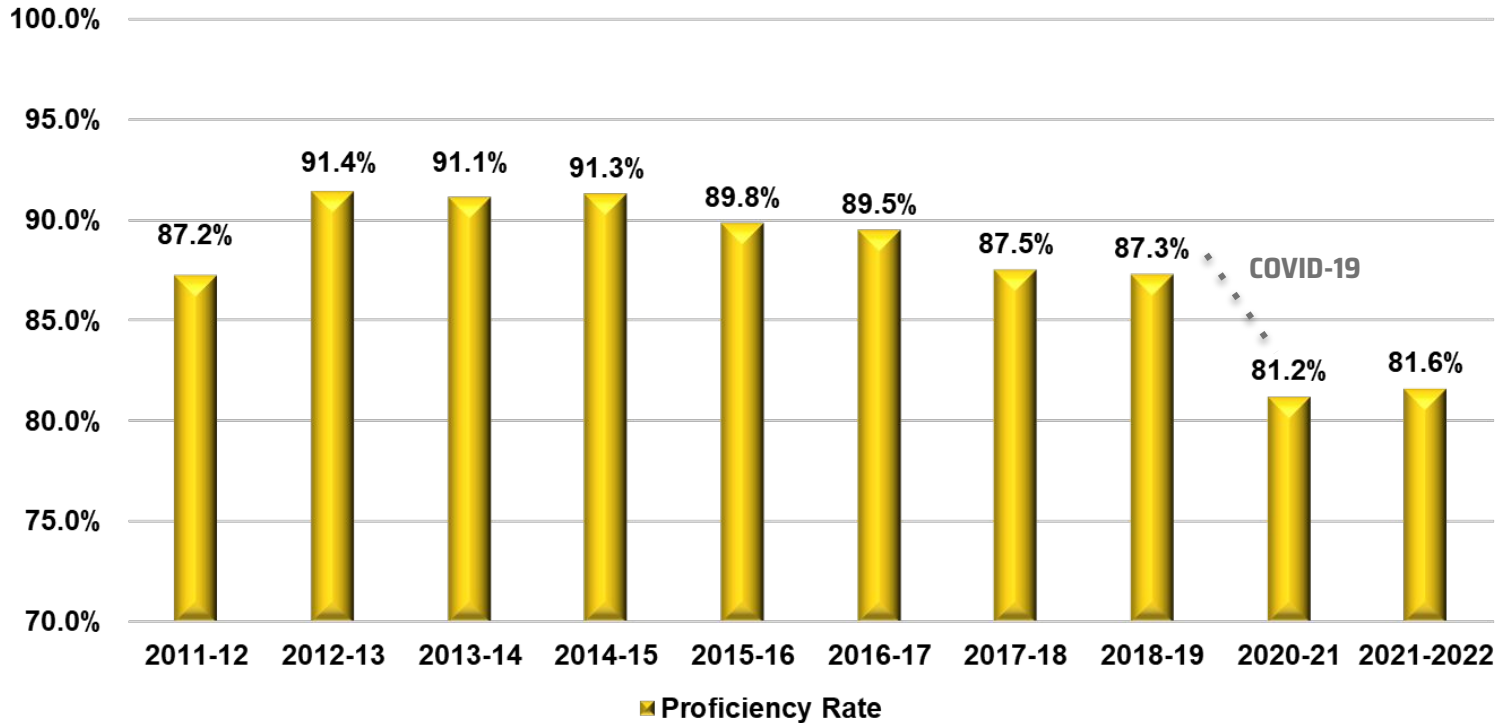
# 2021-2022 IREAD-3 Results

## ITEMS TO NOTE BEFORE DIVING IN

Each table includes raw data for the 2021-2022 IREAD-3 assessment.

- Pass rates include grade three students who passed in either the **spring or the summer** retest.
- Results for grade two students at schools that voluntarily participated will be **included in reporting next year** as third graders.
- Students who participate in **I AM** do not participate in IREAD-3.
- All students participated in **online assessments** unless an accommodation required a paper assessment.
- Student who are **deaf or hard of hearing** do not participate in the listening items of Segment 1.
- Students who did not pass during the spring will not retest if granted a **Good Cause Exemption** (students with disabilities, English learners, students who have been retained two or more times).

# IREAD-3 RESULTS: OVERALL, COMPARISON BY YEAR



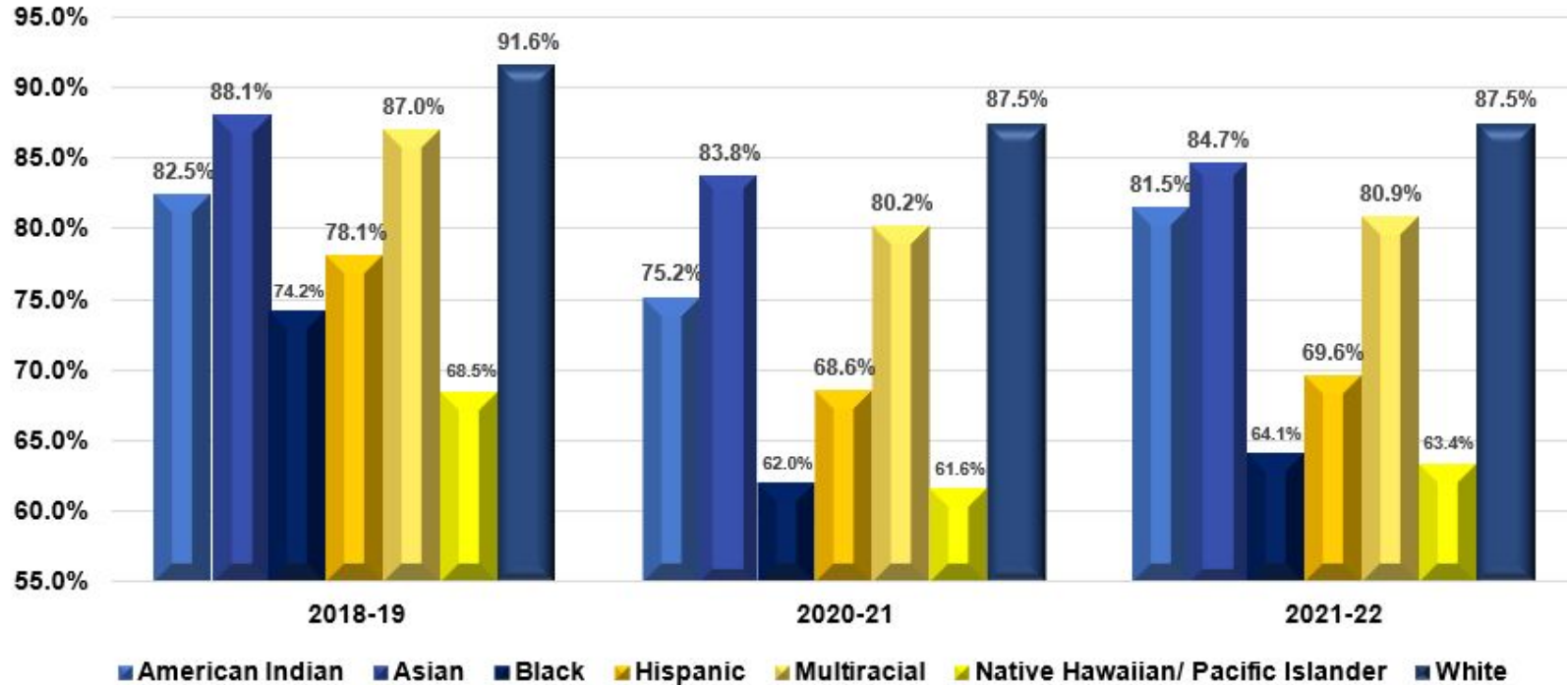
## 2022 IREAD-3 RESULTS: **SUMMARY**

Statewide, proficiency rates for students **increased** 0.4 percentage points.

- **81.6%** of Indiana's grade three students passed IREAD-3, **demonstrating proficiency** in foundational reading skills based on the Indiana Academic Standards through grade three.
- Over 14,000 students did not pass.
- Of those students who did not pass, some may be granted a Good Cause Exemption. It is important that **all students** who did not pass are provided **appropriate instructional supports for reading success.**



# 2022 IREAD-3 RESULTS: ETHNICITY



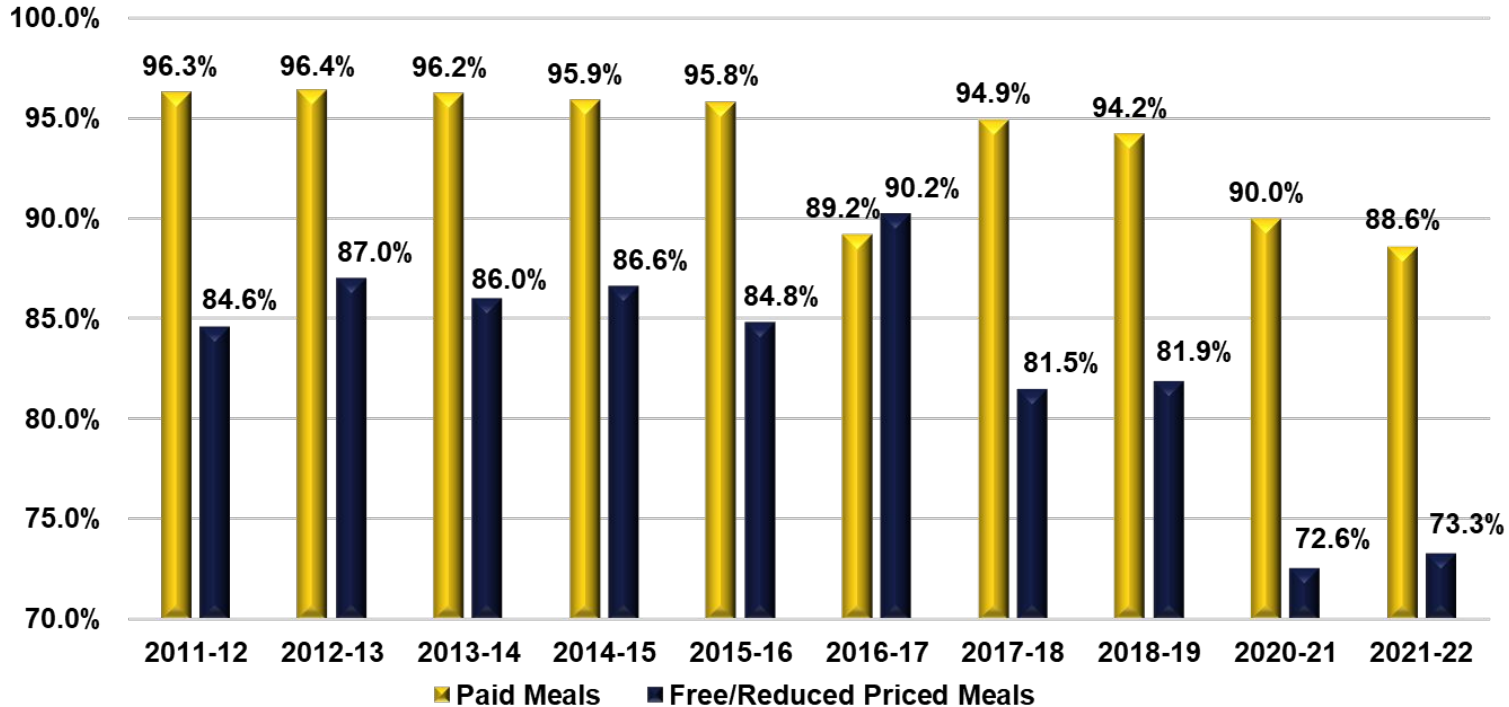
## 2022 IREAD-3 RESULTS ANALYSIS: **ETHNICITY**

Black and Hispanic students had **proficiency rate increases**.



While Black and Hispanic students had a small percentage gain, Black students continue to perform **20 percentage points below their peers**, while Hispanic students continue to perform **15 percentage points below their peers**.

# 2022 IREAD-3 RESULTS: SOCIOECONOMIC STATUS



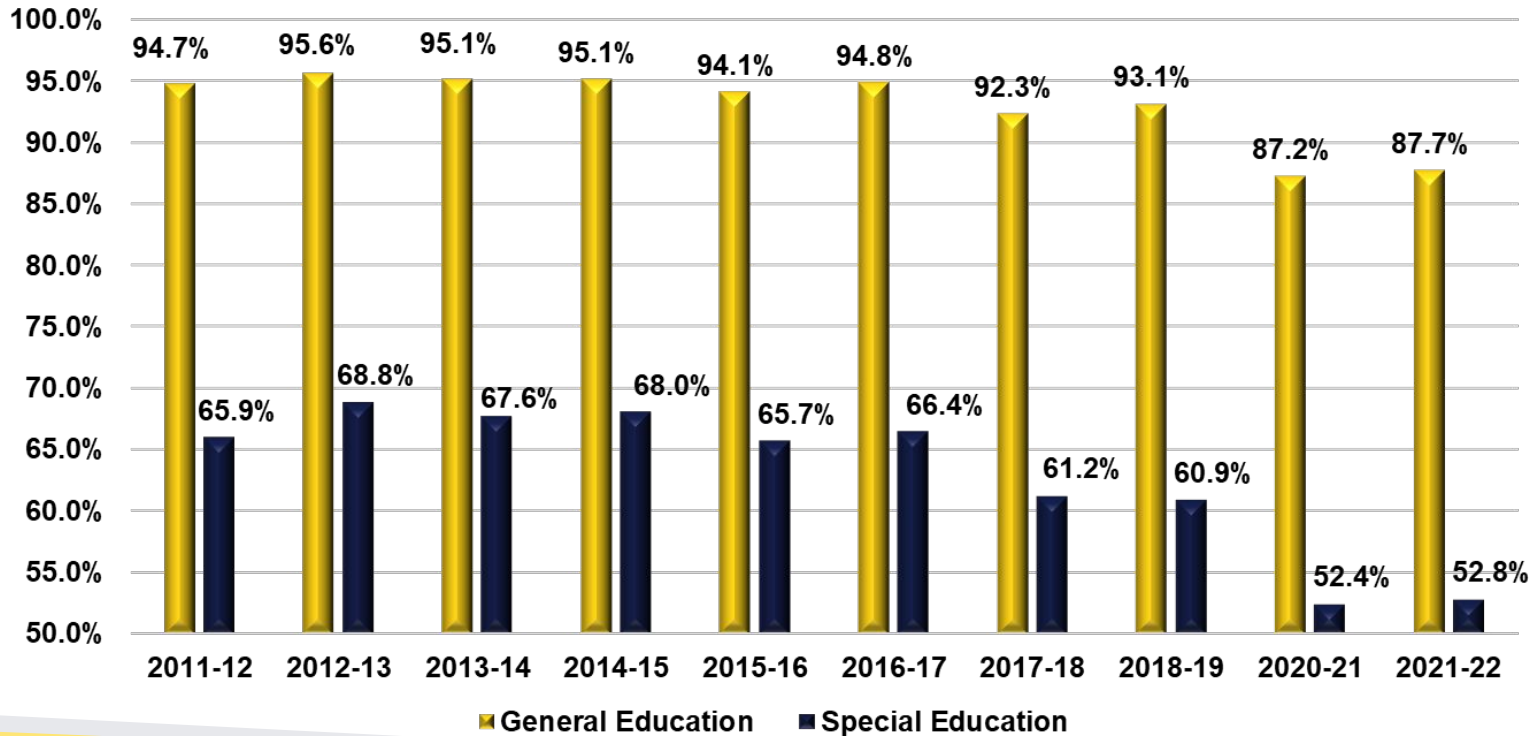
## 2022 IREAD-3 RESULTS ANALYSIS: **SOCIOECONOMIC STATUS**

Proficiency rates for **students receiving free or reduced priced meals increased 0.7 percentage points** compared with the 2020-2021 school year.



Despite a small gain by students receiving free or reduced priced lunches, low income students continue to perform **15.3 percentage points below their peers.**

# 2022 IREAD-3 RESULTS DATA: SPECIAL EDUCATION STATUS



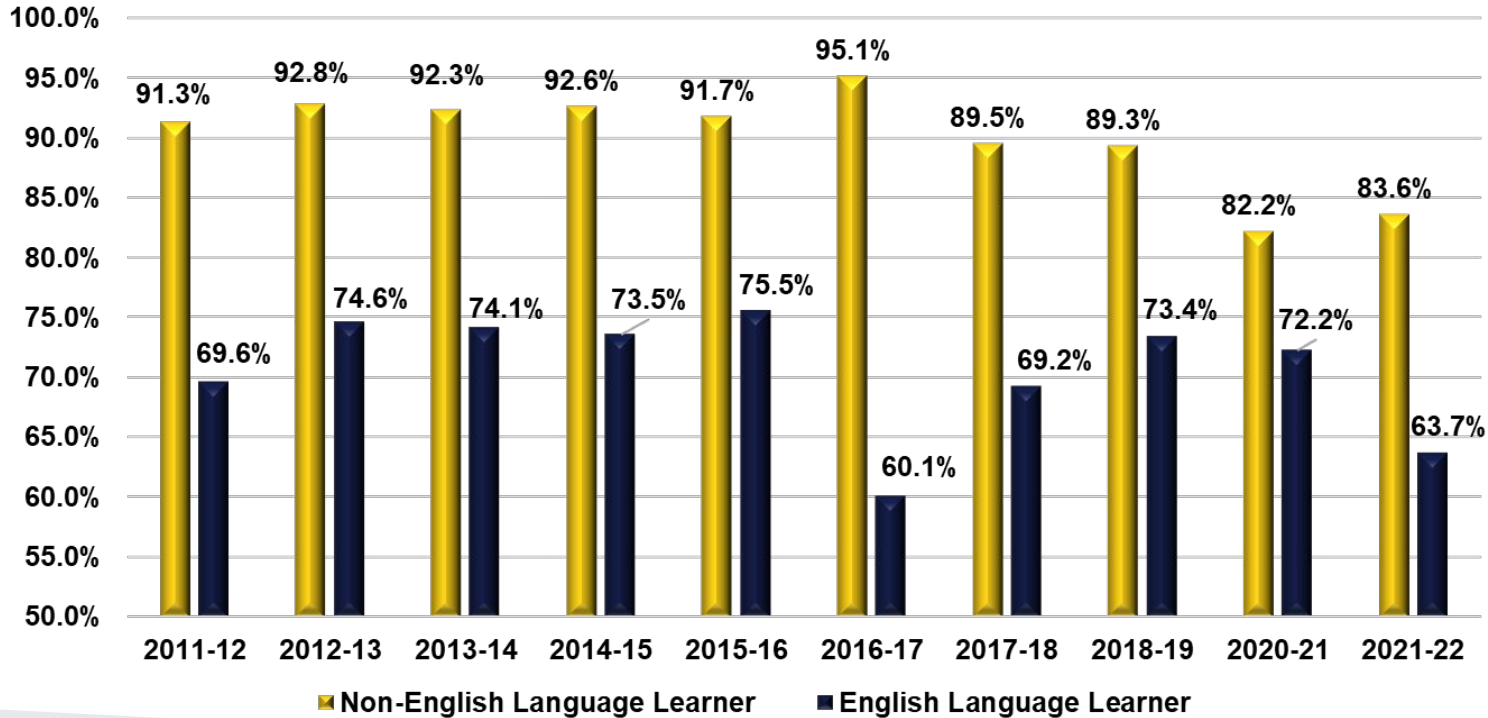
## 2022 IREAD-3 RESULTS ANALYSIS : **SPECIAL** **EDUCATION STATUS**

Proficiency rates for **students with disabilities increased 0.4** percentage points compared with the 2020-2021 school year.



While students with disabilities had a small percentage gain, they continue to perform more than **35 percentage points below their peers.**

# 2022 IREAD-3 RESULTS DATA: ENGLISH LEARNER STATUS



## 2022 IREAD-3 RESULTS ANALYSIS: **ENGLISH LEARNER STATUS**

Proficiency rates for **English language learners decreased 8.5** percentage points compared with the 2020-2021 school year.

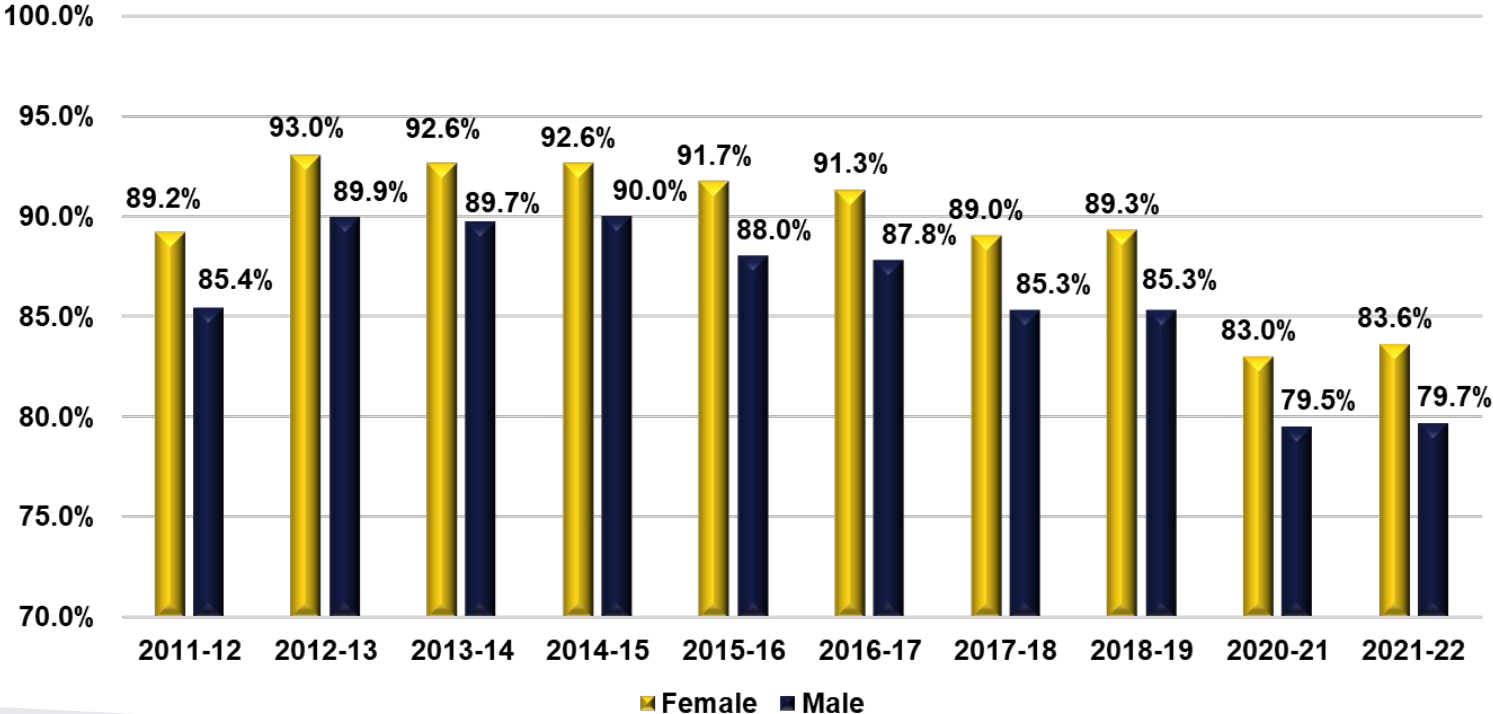


The proficiency gap between English learners and their peers doubled in comparison to last year, growing the gap between the two to **almost 20 percentage points** for the 2021-2022 school year.

*Note: Similar alarming data for EL students was also reported through ILEARN.*



# 2022 IREAD-3 RESULTS DATA: GENDER



## 2022 IREAD-3 RESULTS ANALYSIS: **GENDER**

Proficiency rates for female and male students **increased** 0.6 percentage points and 0.2 percentage points respectively compared with the 2020-2021 school year.



The gap between male and female performances continues to be around 4 percentage points, with **females historically performing higher** on IREAD-3.

***Year 1:***  
**Second Grade**  
**Opt-In**

## CURRENT LITERACY DATA POINTS

Students who are poor readers at the end of third grade are likely to remain poor readers throughout their life...they even are less likely to graduate on-time or may never receive their high school diploma (*Yale University*).



Of the approximately **81,000** third grade students who participated in the IREAD-3 assessment in spring 2021 (following the initial COVID-19 pandemic year), **over 15,000 or 1/5 of the students did not pass.**

## CURRENT LITERACY DATA POINTS CONTINUED

Black and Hispanic students continue to perform 15-20 percentage points below grade-level peers.

Special education and English learner students perform 20-35 percentage points below grade-level peers.



Approximately 6,000 students receive Good Cause Exemptions annually but may struggle to become lifelong learners. In the last two years these numbers have risen to almost 6,800 (2021) and 7,370 (2022). **Continuous, targeted reading support** remains vital until literacy is achieved.

## **GOOD CAUSE EXEMPTIONS**

Case Conference or ILP Committee meets to review data of students who did not pass.

If a GCE is granted, the department is requesting how individual students will receive instructional supports, submitted via a Jotform to IDOE.

Decision making and instructional resources support will be shared along with school and corporation results.

# IREAD-3 AT GRADE TWO

*Priority Strategies: Strengthen the capacity to deliver the **educational fundamentals** to every child by grade 10 (age 16); Re-envision how **educational progress is measured** and tailored to individual students*

Ensuring a child can read by the end of 3rd grade is **IMPERATIVE** for their future.

- Proactive opportunity - schools now have **option** for students to take the IREAD-3 assessment in 2nd grade.
- Additional, targeted support for students to attain reading proficiency; may lead to reduced Good Cause Exemptions.

About  
**40%**  
of elementary  
schools  
statewide  
opted in for  
2022!

# IREAD-3 GRADE TWO PERFORMANCE LEVEL DESCRIPTORS - EXCERPTS

## At Risk

- Demonstrate limited understanding of foundational reading skills
- Require additional remediation efforts and targeted instruction in foundational reading skills, comprehension, and vocabulary

## On Track

- Demonstrate expected understanding of foundational reading skills at grade two
- Require continued grade-level instruction in foundational reading skills, comprehension, and vocabulary

## Pass

- Demonstrate proficient understanding of foundational reading skills
- Demonstrate the foundational reading skills required by the end of grade three



# GRADE TWO PARTICIPATION & PERFORMANCE SUMMARY

- Statewide, **20,199** grade two students participated.
- 372 schools participated, which is about **40% of all elementary schools.**
- **44% of grade two students passed**, with a scale score 446.
- Comparatively, **75% of grade three students** passed the *spring* administration.

# DATA REVIEW **TIMELINE**

**March 2022**

Collected samples of grade two student performance data.

**June 2022**

Cambium Assessment, Inc. performed a statistical analysis to create a cut score that predicts passing at grade three.

**July 2022**

Content area experts reviewed the data and recommended on track cut score; policy committee approved.

**April 2023**

Cut score validation using second-year data.

# IREAD-3, GRADE TWO **CUT SCORES**

## IREAD-3, Grade Two Cut Scores and Impact Data

<b>Achievement Level</b>	<b>Scale Score</b>	<b>Student</b>
<b>At Risk</b>	<b>200-404</b>	<b>38%</b>
<b>On Track</b>	<b>405-445</b>	<b>18%</b>
<b>Pass</b>	<b>446-650</b>	<b>44%</b>

# Ongoing Supports & Next Steps

## **ONGOING LOCAL SUPPORT**

**IDOE continues to provide support for students, educators, and schools via the following resources:**

- **Indiana Graduates Prepared to Succeed performance dashboard**
- **Indiana's Priorities for Early Literacy**
  - Science of Reading instructional coaching (beginning summer 2022)
- **Parent Microgrants for High-Impact Tutoring (beginning fall 2022)**
- **The Indiana Learning Lab to provide educators with expanded online resources**
  - Literacy, digital, special education, and English learner instruction
- **Student Learning Recovery Grant Program and Fund**
- **First-of-its-kind partnership with Get Your Teach On**
  - Interactive professional development and support to educators

## ONGOING LOCAL SUPPORT CONTINUED

**BIG NEWS  
COMING  
SOON!**

- Standards in Need of Essential Support
  - Quantitative, data-driven process in collaboration with educators
- Partnership with Schoolhouse.world to remove financial barriers to tutoring opportunities
- The Office of School Efficiency - focused on maximizing return on investment for ESSER dollars
- Student Outcomes Collaborative (PreK-K12-Higher Education)
  - Focused on outcomes for Black and Hispanic students
  - Strategic work groups will target student learning, recruiting/supporting/retaining educators, engaging families/communities

**As additional data and best practice research becomes available, IDOE will continue to provide resources to support educators as we work together to ensure Indiana's students have the knowledge and skills they need to succeed.**



***THANK YOU!***